

# THREADS



## The Fellowship

The Rotarian Fellowship of Quilters and Fiber Artists is a group dedicated to promoting quilting and fiber arts as an opportunity for fellowship and service. This fellowship operates in accordance with Rotary International policy, but is not an agency of, or controlled by Rotary International.

This Fellowship is an avenue of providing help to those in need, such as: tactile quilts for the blind, warm quilts for children who are in the care of social services because of neglect or abuse, and quilts or fabric toys to comfort children in countries that have experienced war, famine or other disasters. Over the years the Fellowship has raised about 130.000\$ for the End Polio Now campaign, since 2005.

The Newsletter is published quarterly and includes images, articles and news from and about members work.

We encourage members to send articles, ideas and photos to the editors. It would be great to get the stories behind the work - why this work? Who is it for? What prompted the idea of the work?

Please include full name, RC, city , state (If appropriate for large countries like USA, Canada, Australia) and country. If you like, you can also include the District number.

Thank you in advance.

Marilyn and Vigdis

---

**Editors:** Lynn Raymer [liraymer@hotmail.com](mailto:liraymer@hotmail.com) and Vigdis Stefansdottir, [viggastefans@gmail.com](mailto:viggastefans@gmail.com)

**Fellowship mailing address:** RFQAFA PO Box 1208 Madera CA 93639

**Fellowship Board:**

**Chairman:** Christine Burns

**Vice-Chairman:** Marilyn Lira,

**Secretary:** Vickie Walters

## Editor's Note

*Marilyn (Lynn) Raymer, Editor, Communications Director, Rotary Club of SW Pacific County Peninsula, Ocean Park Washington State USA*

Calgary was amazing! So much happened there and in the lead up to the convention. I want to give special thanks to those who have stepped up to new leadership positions. They will take us into the future, with new energy, new ideas and enthusiasm.

Christine Burns - Chairman. Cheryl will stay on as Co Chairman for a year

Marilyn Lira - Vice Chairman. Helena will stay as Co Vice Chairman for a year

Vickie Walters will be Secretary

Diana Barden will be Treasurer

Lynn Raymer - Communications Director

The other Director positions remain open. Jane Woolnough has joined the newsletter crew as proofreader.

I also want to thank Donna Nicoll and Maureen Liviniuk of Edmonton who accepted packages, brought many items of their own and display pieces. They made the booth set up much easier. Our Canadian members came through with lots of help. The booth was near the corner where most entered the HOF and it seemed we were busy all the time. The colorful quilts, bags, knitted, crocheted and woven items and more made it visually interesting, and the discussions were stimulating.

Donna spent time planning for tours of local quilt and yarn shops. As a weaver, I was interested in the yarn shops and so were several others. We chose a couple of yarn shops and spent some time at Ancient Arts Yarns, where we were given a tour of their dyeing area. Bernie Szalaj had lots of questions, as he does small batch dyeing. I discovered that they had nettle yarn. I had heard of it, but not actually seen or felt any, so I was interested in that. I bought a couple of skeins to make a scarf with.

We learned a few things along the way and will be doing some work to make a written plan for how to keep track of things a bit better. But the best guess of how much we raised for the End Polio Now campaign was about \$9000. GO TEAM! One of the auction quilts went home to Austria.


Food for thought about Taiwan. Though we likely won't have a lot of members there and may scale down our booth expectations, I was looking at some of the culture, weather and such and thought I would share.







While wool quilts are probably not associated with Taiwan, their winter nights get into the 50s Fahrenheit, so light weight blankets might be appreciated. Their flag is a stylized white sun on a sky blue block in the corner of a field of red.



The national flower is a plum blossom, the national animal is the Formosan black bear, the national bird is the Taiwan blue magpie. The Taiwanese dragon is a symbol of power, protection and auspiciousness. Cultural taboos are bad language and talk of death. Eyes and symbols of death are taboo in art. We will be discussing this more in the coming months.

Cheryl has received some flower blocks, but still needs a few more. The theme is flowers that represent peace or love in your culture. The blocks should be 12 ½ inches unfinished.

Address for the flower blocks:  
PO Box 1446  
El Cajon CA 92022  
United States



I had been thinking about the fact that some of the needle arts are seeing fewer new participants. But my granddaughters are proving me wrong. One granddaughter has taken up quilting, learning from an aunt, and recently made her daughter a butterfly cape. Another has started crocheting and makes the cutest little animals. I think the hedgehog is the cutest!



### A few upcoming Fiber festivals

[Home - Sheep and Wool Festival](#) October 18 & 19, 2025

[SIFAF | Fiber Festival | Corydon, IN, USA](#) October 17 & 18, 2025

[Home | Oregon Flock & Fiber Festival](#) October 18 & 19, 2025

[The Scottish Yarn Festival - The Scottish Yarn Festival](#) August 30 & 31, 2025



## Calgary updates

*Brandi Easter. Sergeant at Arms, District 5130*



## Table runner and tote bag

*Kristi Sutton Poulsbo-North Kitsap*



Here's a picture of my Club President, Harlan Harris, delivering a table runner and tote bag to Diana at the booth last month.



## Polio bears and peace bears

*Dominica Pradere, Rotary Club of Montego Bay, Jamaica D7020*



I was delighted to find your booth at the Convention. I first encountered this Fellowship at the Convention in Lisbon, and was hoping to join you sometime. Well, now I am a member and I look forward to receiving my new pin, as well as the Newsletter! (By the way, I am also a member of the Rotary Fellowship of Pin Collectors).

My knitting career started when I was about 6 years old. My mother taught me the basics and I struggled at first, making a misshapen scarf for a doll. However, I have improved greatly since then and have made many baby garments and blankets, sweaters, hats and toys. In recent years I have made small dolls and teddy bears as gifts for children. A few years ago I knitted many Purple for Polio finger puppets for my club's Polio fundraiser,



and since then I have made Polio Bears and Peace Bears for club fundraisers. (See the attached photos).

I also sew dresses for children I know sometimes, and blouses and nightdresses for myself. When my son was a child I used to make his school uniform shirts. However, knitting is more relaxing.

I thoroughly enjoyed the Convention. There were interesting presentations and discussions, a lot to see and learn, and opportunities for partnerships. But the best part for me was meeting new friends, and seeing Rotarians in person whom I had previously only met online. My Rotary family has expanded. And I am working on a beautiful quilt (birds) that will be given to someone important to our family.



Thank you all for your  
contributions to the newsletter.  
It is so nice to see what you are doing!



## Do you recognize these quilts?

*Maureen Liviniuk, RC Edmonton Mayfield, Edmonton AB Canada*

At the RI Convention in Calgary there were a few quilts remaining which were left with Donna Nicoll and me for distribution locally. We plan to market them on-line and at our next District Conference, with all the proceeds going to TRF.

BUT... there are a few items which are not identified as to the quilter, and I would like to have that information, if possible. Would you review the pictures here and if you are the quilter, send me your name, club name, city and state to [mliviniuk@gmail.com](mailto:mliviniuk@gmail.com).



Trucks, 55X81" Helaine Campbell, RC Sparks Nevada, Suggested Donation



Card Trick 63X88", Maureen Liviniuk, RC Edmonton Mayfield, Edmonton, AB Canada  
Suggested Donation



Around the World 58X60",  
Suggested Donation



Wheels on the Bus 39X49",  
Suggested Donation





Tumbling Blocks 55X55"  
Suggested Donation



Dreaming of Hawaii 53x53",  
Suggested Donation



Coffee Party 42X47",  
Suggested Donation



Baby Quilt 35X42", Randy Stoles,  
RC Barrie Huronia, On



Wall Hanging 31x31"  
Suggested Donation



Pretty in Plaid, Peggy Trueman, RC  
Gastonia NC, Suggested Donation



Lone Star 60X60",  
Suggested Donation



## Days for girls

*Maureen Lrviniuk, RC Edmonton Mayfield, Edmonton AB Canada*


How many quilters have stashes of fabric waiting for the right project to come along? If you have fabric that you are willing to part with, consider donating to Days for Girls. Refer to the DFG wish list for the type of fabric needed <https://www.daysforgirls.org/in-kind-wishlist/>

DFG is an international organization with a mission to provide cost-effective, safe, sustainable and contextually relevant products to help women and girls manage their periods and engage in livelihood activities. This is done through provision of a reusable menstrual health kit <https://www.daysforgirls.org/dfg-pads/>.

Who knows, you might want to volunteer, as I do, with your local chapter.

### Steps to donate:

- Review the DFG list.
- Gather supplies from your stash.
- Find the nearest Days for Girls chapter in your area.
- Contact [chapters@daysforgirls.org](mailto:chapters@daysforgirls.org) for any questions.
- Drop off or mail your supplies to the local chapter.



## Kaffe Fassett kit

*Jane Woolnough, Vancouver BC Canada*

I believe in these times of stress and uncertainty, an International Rotary Convention is the perfect antidote! I was lucky enough to attend Calgary this summer and enjoyed so many positive experiences: keynote speakers and break out sessions with good, hopeful stories; meeting old friends and making new ones; all this plus the fun of The House of Friendship where I thought 'our' booth was outstanding! So many wonderful items and displayed so well.



Whilst in Calgary, (thanks to Donna from Edmonton) we had a retail therapy trip to some local quilting stores and to my delight I found a Kaffe Fassett quilt kit



I have always wanted to work with his vibrant colours and possibly this quilt will find it's way to Taiwan.... We shall see 😊

## SewAid to the Rescue

*Tony Castley Rotary E-Club of Greater Sydney Sydney Australia*



As you may know, the incoming president of Rotary International, Mario César Martins de Camargo, suddenly resigned just prior to taking office this year.

Gay, the manager for Rotary Down Under, rang me and said Tony. We've just received 50 banners with the President's name on them. What can we do? We discussed removing the stick, folding up the banner slightly, and resewing a new tube for the stick, thus eliminating the President's name. "But who could do this " Let me organize it with one of my SewAid workshops.



I rang PP Vera Liondas, one of my SewAid teachers, and within one week, we had picked up the banners and returned them all fixed!

The work was done by the Sewaid Team at Cumberland Women's Health Centre in Sydney , where our sewers are ladies who are recovering from Domestic Violence experiences.

In the photo attached of the SewAid group, Vera is third from right, sitting, Sandra and I standing beside her.

More on [www.sewaid.com](http://www.sewaid.com)



## Fiddle jumpers

*Vigdís Stefánsdóttir, Rotary Reykjavík Grafarvogur, Iceland*


This summer I have been obsessed with fiddle things. Two of my granddaughters, 5 and 6 years of age (will be 6 and 7 in the autumn) love multi-coloured jumpers, just like any other child their age.



But, they also love fiddle things, like fiddle mats and such. So, why not make a fiddle jumpers? I have been making fiddle mats (patchwork) for people with dementia, and this is just another form...

The first one is made mostly from Drops Air but the second one from a little more diverse yarn - although most of the 100% merino is from Italy.

I found this a really fun project to do and I think something similar, with less things to fiddle with, could be a great selling item.



It is also possible to buy simple jumpers and add things to them. My granddaughters both loves putting their thumbs through the sleeves so I made a hole for the thumb in both jumpers:).



This one is for my youngest grandchild. The pattern is Badger Sweater and the yarn from Gépard.

